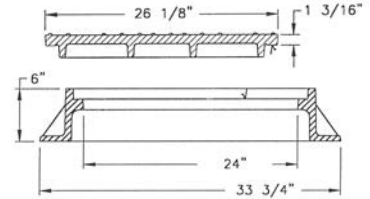


### 2224 FRAME & COVER

Heavy duty  
Machined bearing surfaces

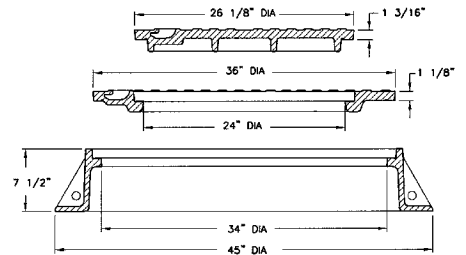
- Options  
Special lettered covers  
Custom logo covers  
Watertite assembly  
Hinged unit  
Adjusting risers  
2224Z1 — 4" height reversible frame



### 2228 FRAME & COVER

Heavy duty  
Machined bearing surfaces  
Type E outer cover with 2228 inner cover

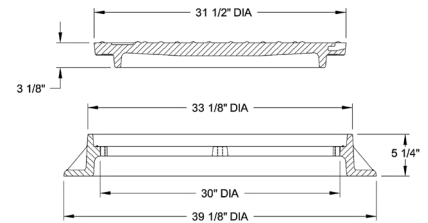
- Options  
Special lettered covers  
Composite inner cover — 26" diameter  
Bolted assembly




### 2230 — 2232 FRAME & COVER

Heavy duty  
Machined bearing surfaces  
2230Z1 frame is reversible

- Options  
Extra heavy duty cover  
Proof load tested 200,000 lb.  
Recessed stainless steel hex bolts or special security bolts  
Custom logo covers  
Special lettered covers  
Gasket seal covers  
Hinged unit  
5 1/4" height frame — 2230Z - base flange 39 1/8"  
2230ZPT — watertite assembly  
2232 is a stackable version of the 2230



2231 Illustrated



2230Z1 Reversible frame illustrated

#### MATERIAL SPECIFICATIONS

Frame - Gray Iron ASTM A48, Class 35B  
Cover - Ductile Iron ASTM A536

Supplied By:



877-903-7246

www.trenchdrainsupply.com

